

## FAQs:

### Do I need an internet connection?

Only to browse the catalog and to download. Once the title is downloaded you can access through the app, no connection necessary

### What happens when a title expires?

The titles will automatically return themselves. If you didn't finish, the app will remember your place, check out the title again to resume reading.

### Can I renew a book?

Yes! If there are no holds on the title, you can renew **two days before it is due**. Tap on the cover of the book for your details, and tap Renew Loan, then Renew!

### Can I return an eBook early?

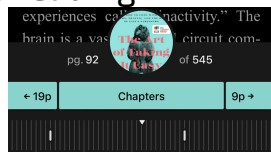
Yes! Tap the cover, then "Return Title to Library", and confirm by tapping Return!

### Avoid Kindle format

To read a Kindle book you will have to use the Kindle app or Kindle Paperwhite device and go through your Amazon account. **Use EPUB format for your Libby APP, or all others except Kindle.**

### Tap the middle of the page in your book to see menus for text size or chapters.

Make text larger or easier to see by tapping center of page. Then tap "A" at top of the screen. Make changes to scale, lighting, or font. To navigate chapters, tap center of page and tap chapter functions at the bottom of your screen. Tap "hide" to go back to reading.



**You will need to download the LIBBY APP to your device to read or listen on LIBBY.** Use these instructions for tablets, smartphones, Chromebooks, and SMART devices (including Kindle Fire or Nook tablets). \*\*Not compatible with Kindle Paperwhites.

Go to the appropriate app store for your device, search for LIBBY. Download for free. \*You may need your APP store password.

### Can I check out books from other library systems? (Reciprocal Lending in MA)

Yes! Tap **Libby's head** Tap **Add A Library**. Search for SAILS, NOBLE, CW MARS, OLD COLONY etc. Tap on network. Tap "**visiting from another library.**" Enter your CLAMS library card credentials when prompted. Search for titles. **To switch back to the CLAMS library** system, tap Libby to get your menu, and tap CLAMS. Have another library card? Add it in the same place.

### Contact Us:

508-693-9433

[oakb\\_mail@clamsnet.org](mailto:oakb_mail@clamsnet.org)



# Libby

## by Overdrive

# Smartphones & Tablets


**Now with shorter wait times!**  
**Your home library's collection gets checked out to you first!**




ebooks,  
e-audiobooks &  
magazines

# 1. Install App

- **Search** for Libby in the app store

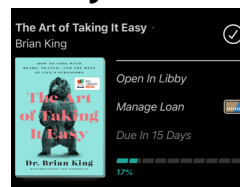



- **Install** the free app and open it.
- The first time you use Libby, you need to "add your library."
- **Scroll** through the welcome to "Find my Library" and the app will use your location to find your nearest library. If the app incorrectly identifies your library you can search for it. Tap **CLAMS library** to proceed.
- **Enter your library card number** and **PIN**. \*If you forget PIN, call library.
- Libby has five options on the bottom of screen: **Search, library card, home, shelf** and **timeline**. Search & library card let you search for titles and shelf shows you what you have out or on hold.



# 2. Explore

- **To Search: tap magnifying glass** on bottom of screen.
- **Search for a title** you wish to borrow by author, title, or keyword.
- **Library Card** will allow you to browse titles by subject or collection.
- **Tap on a book cover** to learn more, and tap **Borrow** to check out a title. If a title is unavailable you can always **Place a Hold**.




- Tap **Shelf** on the bottom of your screen to see what you have checked out or on hold.
- Tap the **clock** to see your history & a timeline of your reading and checkouts.



Anytime you see **Libby's head**, click on it for help or to search another library network, or add another library card. Look for buttons like "hide" and "actions" to see a new menu, or go back to your previous screen.



# 3. Tips & Tricks

- All e-materials in collection can be found through our main catalog!
- Use the **featured resource on our homepage** ([Oakbluffslibrary.org](http://Oakbluffslibrary.org)) to search e-materials, or check out directly through the Libby APP!
- **Already have OverDrive APP?** It's similar to Libby, choose the one you prefer or install both.
- **Earbuds** with hour length indicate an Audiobook  11 HOURS
- **Not sure when a book is due?** Want to return it? Or just want to see the details? Tap the title on your Shelf to see options.
- **Preferences** will show up when you tap **Actions** from your shelf, or as an option when you search. **Tap the three dots next to CLAMS card on top right of screen** to narrow by subject, format, availability etc.
- How do I move throughout the APP/book? Use **your finger to scroll or swipe** left/right, up/down. Use the chapter function at bottom of screen, or tap "**back**" at top of screen to go home.