

1. Start by going to:

<http://oakbluffslibrary.org/>

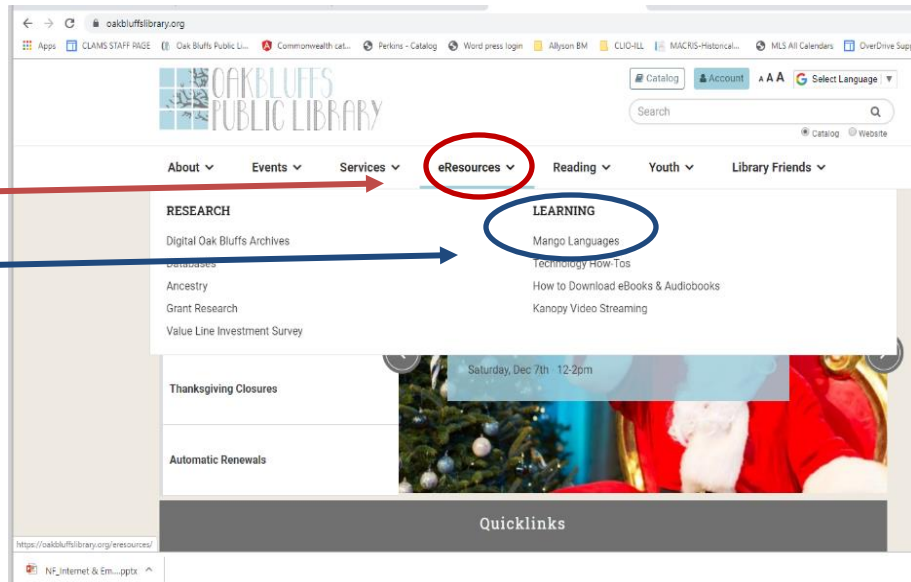
2. Click on e-resources from the top menu.

3. On the right, you will see and click on "Mango languages"

4. Click on the big picture to navigate to Mango's homepage.

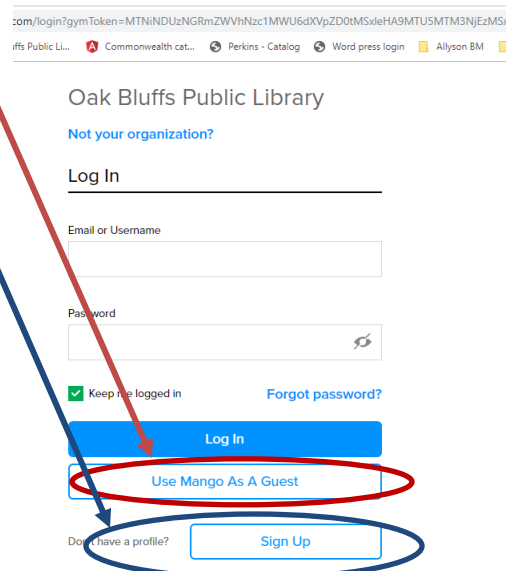
5. Have your library card number and PIN number handy!

6. If it's your first time, you will need to "sign-up." When you *Sign up*, it tracks your progress. Alternately, you can log in as a guest.



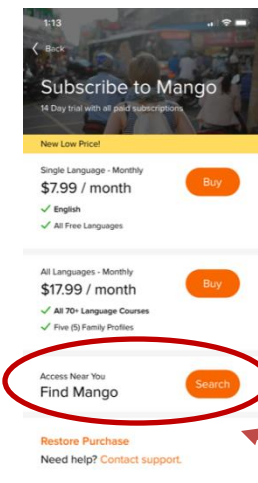
- a. **If you choose to be a Guest**, you still need your library card number, but your progress won't be saved.
- b. **You can create a profile for free by clicking the "Sign up"** link in small print on the left-hand side of the screen. (This option allows you to take lessons and save your progress).

You will enter your name, your email address and your library card number and click "sign up" button.



7. Once in Mango, click on or search for any language. If you want ESL, click the **ENGLISH** tab.

8. Click on link "English for speakers of Brazilian Portuguese," located in the right-hand column.



9. You can also sign up for Mango using the APP! Download from the APP store onto your phone or tablet. **Ignore pricing**, and click on "Find Mango." **Search:** Oak Bluffs or use zip code 02557. **Click on our library and follow the instructions above** to create a user account!

The Oak Bluffs Public Library offers an online language-learning software by Mango Languages, which presents unique ways to learn a foreign languages. The library's subscription currently offers 72 language courses, including Brazilian Portuguese, Spanish, French, German, Italian, and ESL for any foreign speakers.

You can also access Mango Languages by searching for it in Google or going to: <https://mangolanguages.com/>